



The Tracking Magnet EVO Suspension Down

High-tech LED lighting system for interior architecture

Description

The new Tracking Magnet 48V system is creative, flexible, reliable and precise. Accent luminaires are installed by a magnetic fastening system and a secondary mechanical fastener. The range of luminaires is composed of accent illumination modules with different optics and linear luminaires with the Flos signature design. The Tracking Magnet is available in recessed, surface, or pendant mounted applications, making it an option in even the most varied of job conditions. Vertical and horizontal corners complete the system. The Tracking Magnet is perfect for retail displays where frequent changes are typical and absolute performance is required.

Lamp

System Lamp Type	LED
Color Temperature	2700K, 3000K, *3500K, *4000K (See Notes)
Color Rendering	CRI90
Application	General Lighting / Accent lighting

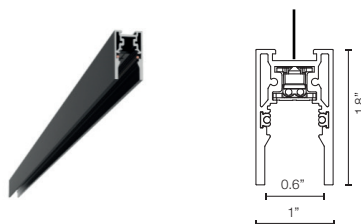
Physical

Material	Aluminum
Ingress Protection Rating	IP20
Finishes	<input type="checkbox"/> 40 White <input checked="" type="checkbox"/> 14 White <input type="checkbox"/> 05 Chrome
Installation type	Ceiling Surface
Environment	Indoor
Field cuttable	Yes


Electrical & Control

Driver location	Remote
Driver Input Voltage	120V-277V
Driver Output Voltage	48V
Maximum Driver Wattage	Class 2 - 96W
Control	Standard 0-10V dimming / DALI / On board / Casambi for Light Shadow Spot and Multi Spot Mini.
N° Circuit	1 circuit

Suspended Installation



Light Modules



Certifications



Photometrics

For current IES files please visit
arch.flosusa.com

Warranty

2 years from date of sale.



The Tracking Magnet EVO Suspension Down

High-tech LED lighting system for interior architecture

Notes

EC to supply site cabling from driver to track location.

Wattage per linear foot is dependent upon quantity and type of light modules used.

Spots and linear luminaires available with individually addressable DALI-Wireless circuitry, 0-10V (from 10% up to 100%) Dimming, Casambi for Light Shadow Spot and Multi Spot Mini.

0-10V Fixtures come from the factory set up at the lowest level 10% they always required a 0-10V signal to achieve the maximum output.


All linear profiles are field cuttable.

3500K , 4000K and other CCT available but not cataloged. Consult factory for additional color temperatures.




Suspended Installation

How To Specify



Light Modules



Certifications



Photometrics

For current IES files please visit
arch.flosusa.com

Warranty

2 years from date of sale.

A. Select and position corners

1. Horizontal - Connect sections on flat surfaces (90° corner)

B. Fill lengths between corners with Linear Housings

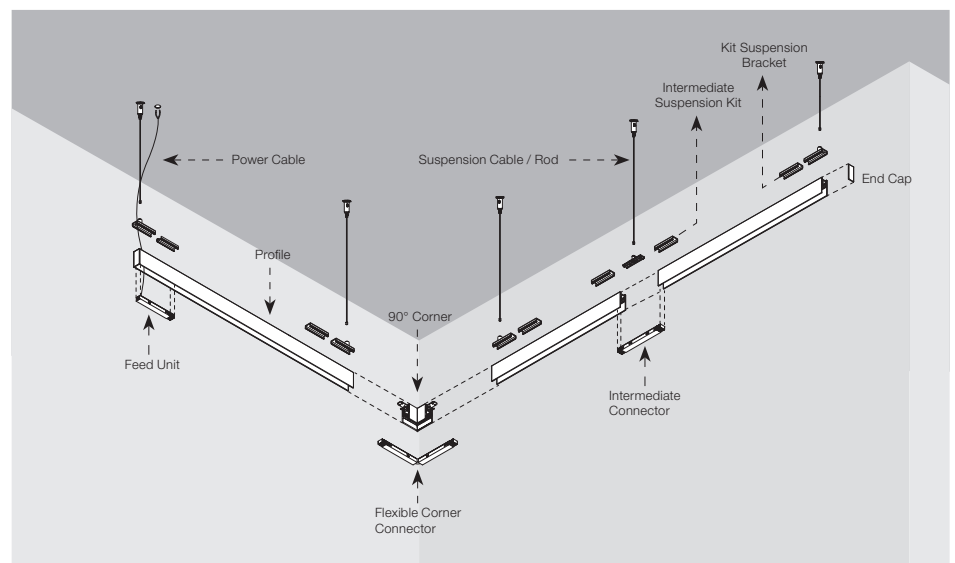
Select dimmable (DALI-FLOS Smart control and 0-10V fixtures) or non dimmable track (Built-in dimmer fixtures). Available section lengths are 3.3', 4.9', 6.7' or 8.2'. Profile can be easily cut to site to exact length and joined together.

C. Drivers

Quantity of drivers determined by total wattage or light elements in section (total maximum possible per linear foot is 29W). Maximum driver distance is 15'. Locate drivers nearby.

D. Select Spot heads

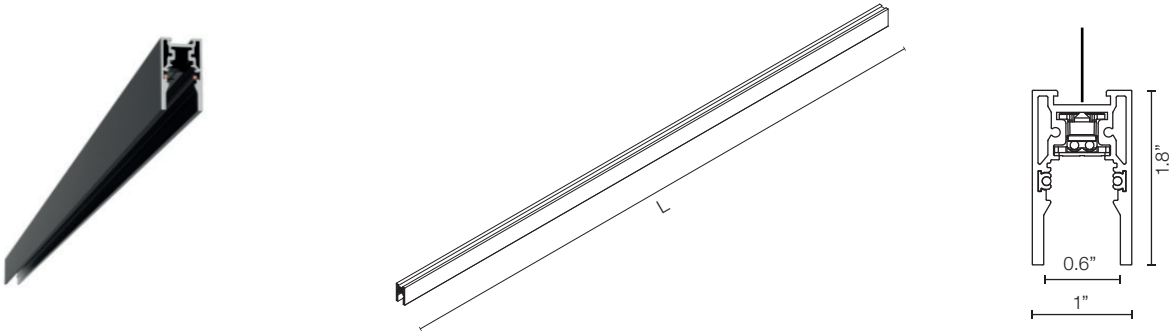
Light Strips are available in three nominal lengths: 11.8", 23.6", 35.4", 47.2" and 59". Individual Spots are Spot 50, Spot 90, Spot 120, Spot 150 and Anthony.



The Tracking Magnet EVO Suspension Down

High-tech LED lighting system for interior architecture

Track



How to specify: 06.5060.14

Table with 4 columns: Length, Part Number, Finish, and Dimming Protocol. It lists five track lengths (39.4", 59", 78.7", 98.4", 118.11") and their corresponding part numbers and finish options (White, Black, Chrome). Dimming protocols include 'Dimmable on Board' and 'Dimmable Casambi'.

Note: Track can be cut to different lengths in field

How to specify: 06.5010.14

Table with 4 columns: Length, Part Number, Finish, and Dimming Protocol. It lists five track lengths (39.4", 59", 78.7", 98.4", 118.11") and their corresponding part numbers and finish options (White, Black, Chrome). Dimming protocols include '1-10V, 10% Dimming', 'DALI, 10% Dimming', and 'Dimmable Casambi'.

Note: Track can be cut to different lengths in field

The Tracking Magnet EVO Suspension Down

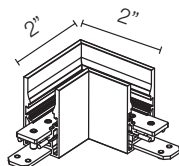

High-tech LED lighting system for interior architecture

Corners

Mechanical Horizontal 90° Corner. [2" x 2"]

Part Number:


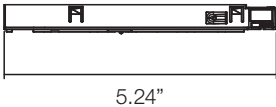

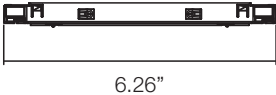

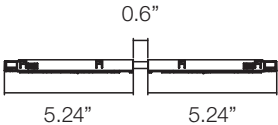
- 06.5015.14
- 06.5015.40
- 06.5015.05



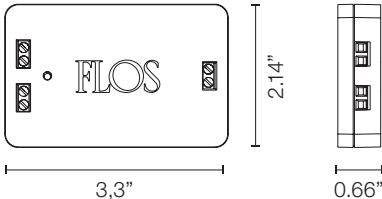

The Tracking Magnet EVO Suspension Down

High-tech LED lighting system for interior architecture

Connectors

Feed connector	Intermediate Straight connector	Flexible/Electrical Intermediate Corner
Part Number: <div>■ 08.0611.14</div>	Part Number: <div>■ 08.0612.14</div>	Part Number: <div>■ 08.0614.14</div>
 	 	 








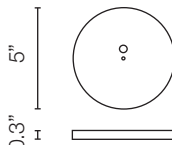

Dimming controllers

<div>Dimming Control Unit Box 48V 0-10V Required for a 0-10V Dimming installation. 1 Dimming control can control up to 20 fixtures</div> <div>Part Number: <div>■ 08.0613.14A</div></div> <div></div>	
--	--

The Tracking Magnet EVO Suspension Down

High-tech LED lighting system for interior architecture




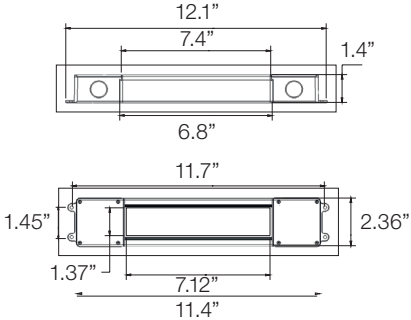
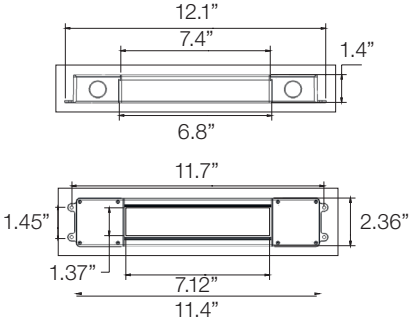
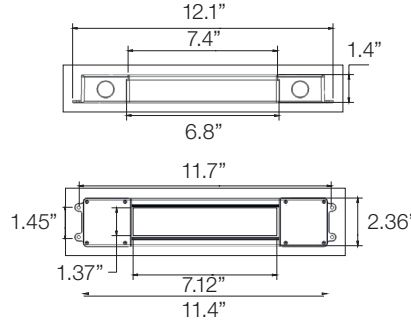
Required Accesories

<div>Suspension Down Fixing Bracket Kit (2 units/kit)</div> <div>Part Number:</div> <div>08.0616.00</div> <div></div>	<div>Intermediate Suspension Kit</div> <div>Part Number:</div> <div>08.0627.00</div> <div></div>	<div>End Cap kit (2 units)</div> <div>Part Number:</div> <div><div><div></div>06.5017.14</div><div><div></div>06.5017.40</div><div><div></div>06.5017.05</div></div> <div></div>						
<div>Suspension rod with rose, lenght 1m (3.3ft) M6 thread. Rigid rod to avoid the profile from tilting to be installed in places where a more rigid fixing system is required.</div> <div>Part Number:</div> <div><div><div></div>60.3014.14</div><div><div></div>60.3014.11</div></div> <div></div>	<div>Suspension rod extension, lenght 1m(3.3ft) M6 thread. Rigid rod to avoid the profile from tilting to be installed in places where a more rigid fixing system is required.</div> <div>Part Number:</div> <div><div><div></div>60.3097.14</div><div><div></div>60.3097.11</div></div> <div></div>	<div>Suspension steel cable, lenght 4m (13ft) Recommended where tilting will not occur in any case.</div> <div>Part Number:</div> <div>08.8634.00</div> <div></div>						
<div>Accessory Power Cord Tracking Magnet Down 3.6M (12ft) 4Conductors AWG18 UL</div> <div>Part Number:</div> <div><div><div></div>08.1200.14.UL</div><div><div></div>08.1200.40.UL</div></div> <div></div>	<div>Cover Plate 5'' Junction Box Cover Plate for Remote Installation.</div> <div>Part Number:</div> <div><div><div></div>08.8883.40A</div><div><div></div>08.8883.14A</div></div> <div></div>	<table><tr><td>Profile</td><td>Minimum qty fixing points depending on track length</td></tr><tr><td>39.37" / 59.06" [1000 mm/ 1500 mm]</td><td>2</td></tr><tr><td>78.74" / 98.42" [2000 mm/ 2500 mm]</td><td>3</td></tr></table>	Profile	Minimum qty fixing points depending on track length	39.37" / 59.06" [1000 mm/ 1500 mm]	2	78.74" / 98.42" [2000 mm/ 2500 mm]	3
Profile	Minimum qty fixing points depending on track length							
39.37" / 59.06" [1000 mm/ 1500 mm]	2							
78.74" / 98.42" [2000 mm/ 2500 mm]	3							

The Tracking Magnet EVO Suspension Down

High-tech LED lighting system for interior architecture

Required Drivers

LED power supply source for remote installation, 48V/96W, 120-277V, UL Listed	LED power supply source for remote installation, 48V/60W, 120-277V, UL Listed	LED power supply source for remote installation, 48V/30W, 120-277V, UL Listed
Part Number: LEDSB96W48V-NDM-D01	Part Number: LEDSB60W48V-NDM-D01	Part Number: LEDSB30W48V-NDM-D01
		
		

The Tracking Magnet EVO Suspension Down

High-tech LED lighting system for interior architecture

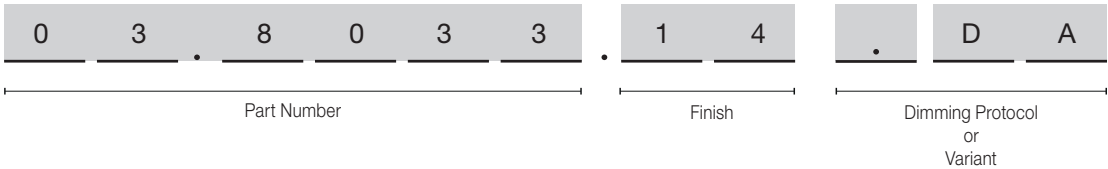
Required Uplight Drivers

Surface mount canopy Non Dimmable for Tracking Magnet SuspensionUp&Down includes: 1 drivers downlight: 96W, 48V, 120-277V	Surface mount canopy Dimmable for Tracking Magnet Suspension Down includes: 1 driver downlight: 96W, 48V, 120-277V 1 Dimming Control Unit Box: 08.0613.14A	Surface mount canopy Dimmable for Tracking Magnet Suspension Down includes: 1 driver downlight: 60W, 48V, 120-277V 1 Dimming Control Unit Box: 08.0613.14A
Part Number: 08U4806.14 08U4806.40	Part Number: 08U4806.14.1V 08U4806.40.1V	Part Number: 08U4807.40.1V 08U4807.14.1V

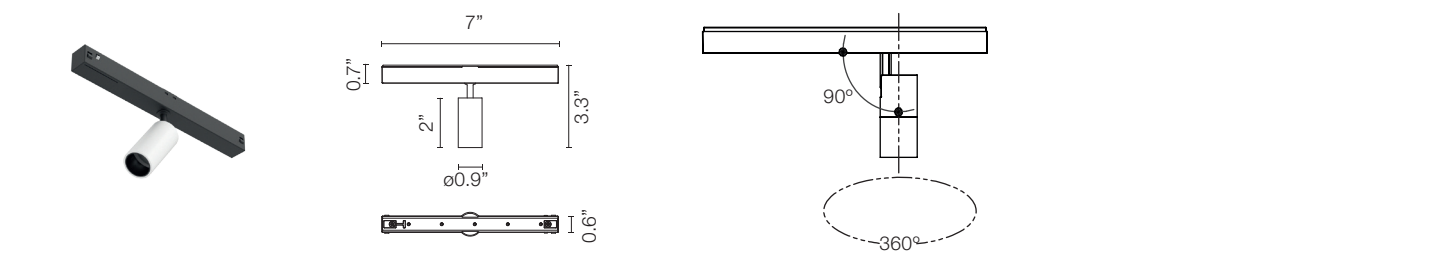
The Tracking Magnet EVO Suspension Down

High-tech LED lighting system for interior architecture

How to specify



Spot 50



CCT	CRI	Initial Lumens	Delivered Lumens	Watts	Beam Spread	Part Number	Finish	Dimming Protocol	Photometric
3000	90	307	212	3.5	26°	03.8033	<div> <div>40 = White</div> <div>14 = Black</div> <div>05 = Chrome</div> </div>	A Dimmable on Board A1V = 0-10V, 10% Dimming ADA = DALI, 10% Dimming	<div> E(h) D(m) h(m) 26° 1 1012 0.47 2 253 0.94 3 112 1.41 4 63 1.88 5 40 2.35 Luminous flux luminaire 212 lm </div>
2700	90	286	205	3.5	26°	03.8032		B Dimmable on Board B1V = 0-10V, 10% Dimming BDA = DALI, 10% Dimming	<div> E(h) D(m) h(m) 26° 1 977 0.47 2 244 0.94 3 109 1.41 4 61 1.88 5 39 2.35 Luminous flux luminaire 205 lm </div>

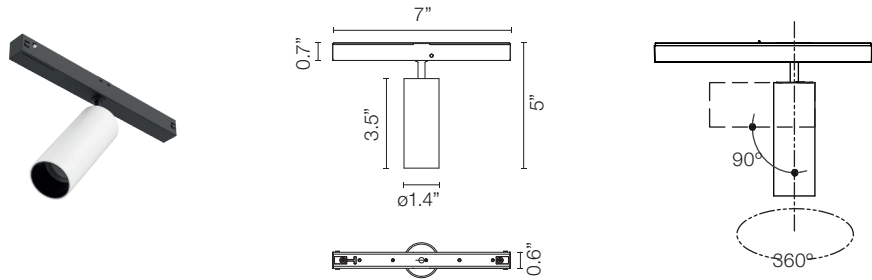
Included Accessories Spot 50

Cross Baffle	Honeycomb

The Tracking Magnet EVO Suspension Down

High-tech LED lighting system for interior architecture

Spot 90



CCT	CRI	Initial Lumens	Delivered Lumens	Watts	Beam Spread	Part Number	Finish	Dimming Protocol	Photometric														
3000	90	656	443	8.5	14°	03.8043	<div><div></div> 40 = White</div> <div><div></div> 14 = Black</div> <div><div></div> 05 = Chrome</div>	A Dimmable on Board A1V = 0-10V, 10% Dimming ADA = DALI, 10% Dimming	<div><p>Luminous flux luminaire 443 lm</p></div> <table><tr><td>E(x)</td><td>D(m)</td></tr><tr><td>h(m)</td><td>14°</td></tr><tr><td>1</td><td>5805 0.25</td></tr><tr><td>2</td><td>1451 0.49</td></tr><tr><td>3</td><td>645 0.74</td></tr><tr><td>4</td><td>363 0.98</td></tr><tr><td>5</td><td>232 1.23</td></tr></table>	E(x)	D(m)	h(m)	14°	1	5805 0.25	2	1451 0.49	3	645 0.74	4	363 0.98	5	232 1.23
E(x)	D(m)																						
h(m)	14°																						
1	5805 0.25																						
2	1451 0.49																						
3	645 0.74																						
4	363 0.98																						
5	232 1.23																						
2700	90	610	428	8.5	14°	03.8042	B Dimmable on Board B1V = 0-10V, 10% Dimming BDA = DALI, 10% Dimming	<div><p>Luminous flux luminaire 428 lm</p></div> <table><tr><td>E(x)</td><td>D(m)</td></tr><tr><td>h(m)</td><td>14°</td></tr><tr><td>1</td><td>5601 0.25</td></tr><tr><td>2</td><td>1400 0.49</td></tr><tr><td>3</td><td>622 0.74</td></tr><tr><td>4</td><td>350 0.98</td></tr><tr><td>5</td><td>224 1.23</td></tr></table>	E(x)	D(m)	h(m)	14°	1	5601 0.25	2	1400 0.49	3	622 0.74	4	350 0.98	5	224 1.23	
E(x)	D(m)																						
h(m)	14°																						
1	5601 0.25																						
2	1400 0.49																						
3	622 0.74																						
4	350 0.98																						
5	224 1.23																						
3000	90	656	406	8.5	22°	03.8045	<div><p>Luminous flux luminaire 406 lm</p></div> <table><tr><td>E(x)</td><td>D(m)</td></tr><tr><td>h(m)</td><td>22°</td></tr><tr><td>1</td><td>2403 0.38</td></tr><tr><td>2</td><td>601 0.77</td></tr><tr><td>3</td><td>267 1.15</td></tr><tr><td>4</td><td>150 1.54</td></tr><tr><td>5</td><td>96 1.92</td></tr></table>	E(x)	D(m)	h(m)	22°	1	2403 0.38	2	601 0.77	3	267 1.15	4	150 1.54	5	96 1.92		
E(x)	D(m)																						
h(m)	22°																						
1	2403 0.38																						
2	601 0.77																						
3	267 1.15																						
4	150 1.54																						
5	96 1.92																						
2700	90	610	392	8.5	22°	03.8044	<div><p>Luminous flux luminaire 392 lm</p></div> <table><tr><td>E(x)</td><td>D(m)</td></tr><tr><td>h(m)</td><td>22°</td></tr><tr><td>1</td><td>2319 0.38</td></tr><tr><td>2</td><td>580 0.77</td></tr><tr><td>3</td><td>258 1.15</td></tr><tr><td>4</td><td>145 1.54</td></tr><tr><td>5</td><td>93 1.92</td></tr></table>	E(x)	D(m)	h(m)	22°	1	2319 0.38	2	580 0.77	3	258 1.15	4	145 1.54	5	93 1.92		
E(x)	D(m)																						
h(m)	22°																						
1	2319 0.38																						
2	580 0.77																						
3	258 1.15																						
4	145 1.54																						
5	93 1.92																						

Included Accessories Spot 90

Cross Baffle



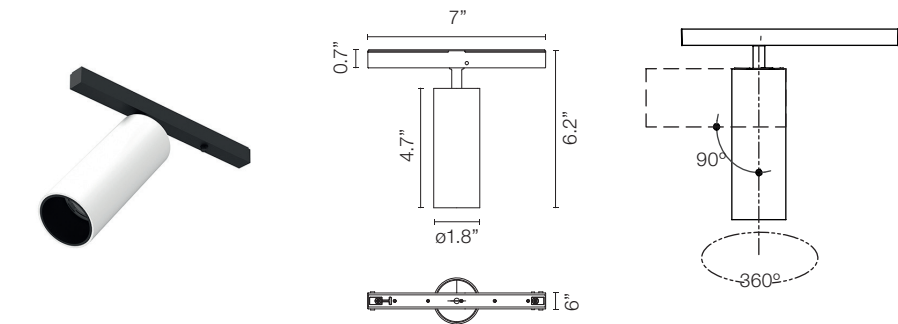
Honeycomb

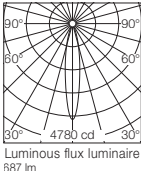
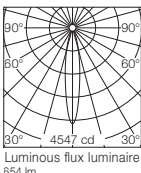
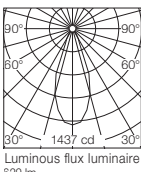
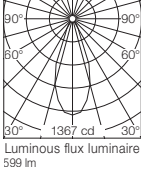


The Tracking Magnet EVO Suspension Down

High-tech LED lighting system for interior architecture

Spot 120 Power LED



CCT	CRI	Initial Lumens	Delivered Lumens	Watts	Beam Spread	Part Number	Finish	Dimming Protocol	Photometric														
3000	90	779	558	12	11°	03.8053	<div><div></div> 40 = White</div> <div><div></div> 14 = Black</div> <div><div></div> 05 = Chrome</div>	<div>A Dimmable on Board</div> <div>A1V = 0-10V, 10% Dimming</div> <div>ADA = DALI, 10% Dimming</div> <div>B Dimmable on Board</div> <div>B1V = 0-10V, 10% Dimming</div> <div>BDA = DALI, 10% Dimming</div>	<div><table><thead><tr><th>E(lx)</th><th>D(m)</th></tr><tr><th>h(m)</th><th>17°</th></tr></thead><tbody><tr><td>1</td><td>4780 0.31</td></tr><tr><td>2</td><td>1195 0.61</td></tr><tr><td>3</td><td>531 0.92</td></tr><tr><td>4</td><td>299 1.23</td></tr><tr><td>5</td><td>191 1.53</td></tr></tbody></table><div>Luminous flux luminaire 887 lm</div></div>	E(lx)	D(m)	h(m)	17°	1	4780 0.31	2	1195 0.61	3	531 0.92	4	299 1.23	5	191 1.53
E(lx)	D(m)																						
h(m)	17°																						
1	4780 0.31																						
2	1195 0.61																						
3	531 0.92																						
4	299 1.23																						
5	191 1.53																						
2700	90	724	539	12	11°	03.8052	<div><table><thead><tr><th>E(lx)</th><th>D(m)</th></tr><tr><th>h(m)</th><th>17°</th></tr></thead><tbody><tr><td>1</td><td>4547 0.31</td></tr><tr><td>2</td><td>1137 0.61</td></tr><tr><td>3</td><td>505 0.92</td></tr><tr><td>4</td><td>284 1.23</td></tr><tr><td>5</td><td>182 1.53</td></tr></tbody></table><div>Luminous flux luminaire 854 lm</div></div>	E(lx)	D(m)	h(m)	17°	1	4547 0.31	2	1137 0.61	3	505 0.92	4	284 1.23	5	182 1.53		
E(lx)	D(m)																						
h(m)	17°																						
1	4547 0.31																						
2	1137 0.61																						
3	505 0.92																						
4	284 1.23																						
5	182 1.53																						
3000	90	779	505	12	17°	03.8055	<div><table><thead><tr><th>E(lx)</th><th>D(m)</th></tr><tr><th>h(m)</th><th>40°</th></tr></thead><tbody><tr><td>1</td><td>1437 0.73</td></tr><tr><td>2</td><td>359 1.45</td></tr><tr><td>3</td><td>160 2.18</td></tr><tr><td>4</td><td>90 2.91</td></tr><tr><td>5</td><td>57 3.64</td></tr></tbody></table><div>Luminous flux luminaire 829 lm</div></div>	E(lx)	D(m)	h(m)	40°	1	1437 0.73	2	359 1.45	3	160 2.18	4	90 2.91	5	57 3.64		
E(lx)	D(m)																						
h(m)	40°																						
1	1437 0.73																						
2	359 1.45																						
3	160 2.18																						
4	90 2.91																						
5	57 3.64																						
2700	90	724	487	12	17°	03.8054	<div><table><thead><tr><th>E(lx)</th><th>D(m)</th></tr><tr><th>h(m)</th><th>40°</th></tr></thead><tbody><tr><td>1</td><td>1367 0.73</td></tr><tr><td>2</td><td>342 1.45</td></tr><tr><td>3</td><td>152 2.18</td></tr><tr><td>4</td><td>85 2.91</td></tr><tr><td>5</td><td>55 3.64</td></tr></tbody></table><div>Luminous flux luminaire 599 lm</div></div>	E(lx)	D(m)	h(m)	40°	1	1367 0.73	2	342 1.45	3	152 2.18	4	85 2.91	5	55 3.64		
E(lx)	D(m)																						
h(m)	40°																						
1	1367 0.73																						
2	342 1.45																						
3	152 2.18																						
4	85 2.91																						
5	55 3.64																						

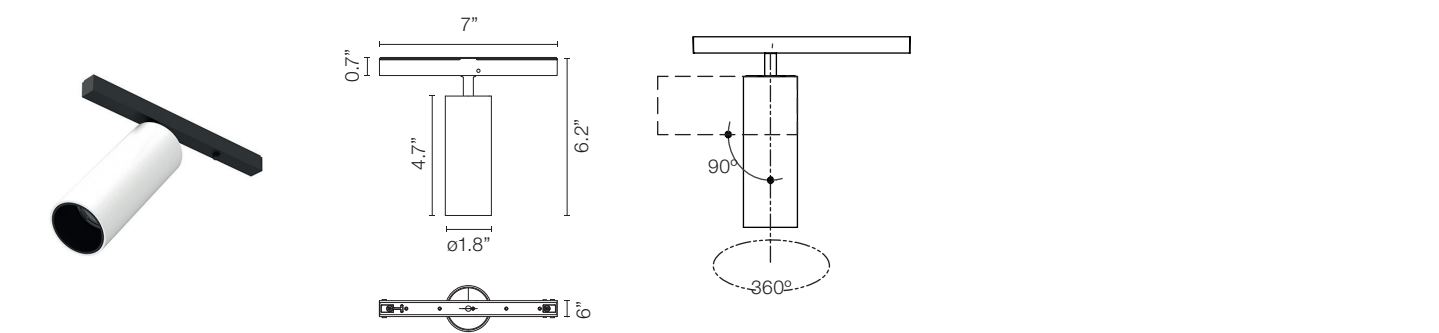
Included Accessories Spot 90

Cross Baffle	Honeycomb

The Tracking Magnet EVO Suspension Down

High-tech LED lighting system for interior architecture

Spot 120 LED ARRAY



CCT	CRI	Initial Lumens	Delivered Lumens	Watts	Beam Spread	Part Number	Finish	Dimming Protocol	Photometric
3000	90	1138	687	12.5	17°	03.8155	<div>40 = White</div> <div>14 = Black</div> <div>05 = Chrome</div>	A Dimmable on Board A1V = 0-10V, 10% Dimming ADA = DALI, 10% Dimming	<div>90° 90°</div> <div>60° 60°</div> <div>30° 30°</div> <div>4780 cd</div> <div>Luminous flux luminaire 687 lm</div> <div>E(h) D(m)</div> <div>1 4780 0.31</div> <div>2 1195 0.61</div> <div>3 531 0.92</div> <div>4 299 1.23</div> <div>5 191 1.53</div>
2700	90	1075	654	12.5	17°	03.8154			<div>90° 90°</div> <div>60° 60°</div> <div>30° 30°</div> <div>4547 cd</div> <div>Luminous flux luminaire 654 lm</div> <div>E(h) D(m)</div> <div>1 4547 0.31</div> <div>2 1137 0.61</div> <div>3 505 0.92</div> <div>4 284 1.23</div> <div>5 182 1.53</div>
3000	90	1138	629	12.5	40°	03.8157		B Dimmable on Board B1V = 0-10V, 10% Dimming BDA = DALI, 10% Dimming	<div>90° 90°</div> <div>60° 60°</div> <div>30° 30°</div> <div>1437 cd</div> <div>Luminous flux luminaire 629 lm</div> <div>E(h) D(m)</div> <div>1 1437 0.73</div> <div>2 359 1.45</div> <div>3 160 2.18</div> <div>4 90 2.91</div> <div>5 57 3.64</div>
2700	90	1075	599	12.5	40°	03.8156			<div>90° 90°</div> <div>60° 60°</div> <div>30° 30°</div> <div>1367 cd</div> <div>Luminous flux luminaire 599 lm</div> <div>E(h) D(m)</div> <div>1 1367 0.73</div> <div>2 342 1.45</div> <div>3 152 2.18</div> <div>4 85 2.91</div> <div>5 55 3.64</div>

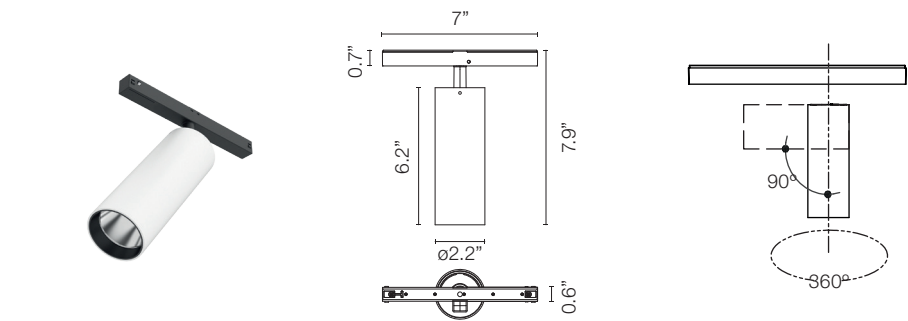
Included Accessories Spot 90

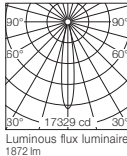
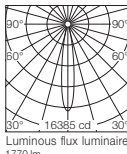
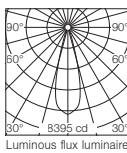
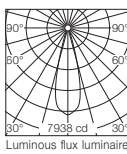
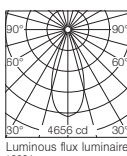
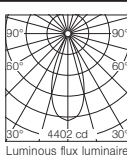
Cross Baffle	Honeycomb

The Tracking Magnet EVO Suspension Down

High-tech LED lighting system for interior architecture

Spot 150








CCT	CRI	Initial Lumens	Delivered Lumens	Watts	Beam Spread	Part Number	Finish	Dimming Protocol	Photometric														
3000	90	2115	1872	22.5	16°	03.8073	<div><div></div> 40 = White</div> <div><div></div> 14 = Black</div>	A Dimmable on Board A1V = 0-10V, 10% Dimming ADA = DALI, 10% Dimming	<div><table><thead><tr><th>E(lx)</th><th>D(m)</th></tr></thead><tbody><tr><td>h(m)</td><td>16°</td></tr><tr><td>1</td><td>17329 0.28</td></tr><tr><td>2</td><td>4332 0.56</td></tr><tr><td>3</td><td>1925 0.84</td></tr><tr><td>4</td><td>1083 1.12</td></tr><tr><td>5</td><td>693 1.40</td></tr></tbody></table>Luminous flux luminaire 1872 lm</div>	E(lx)	D(m)	h(m)	16°	1	17329 0.28	2	4332 0.56	3	1925 0.84	4	1083 1.12	5	693 1.40
E(lx)	D(m)																						
h(m)	16°																						
1	17329 0.28																						
2	4332 0.56																						
3	1925 0.84																						
4	1083 1.12																						
5	693 1.40																						
2700	90	2000	1770	22.5	16°	03.8072	<div><div></div> 05 = Chrome</div>	B Dimmable on Board B1V = 0-10V, 10% Dimming BDA = DALI, 10% Dimming	<div><table><thead><tr><th>E(lx)</th><th>D(m)</th></tr></thead><tbody><tr><td>h(m)</td><td>16°</td></tr><tr><td>1</td><td>16385 0.28</td></tr><tr><td>2</td><td>4096 0.56</td></tr><tr><td>3</td><td>1821 0.84</td></tr><tr><td>4</td><td>1024 1.12</td></tr><tr><td>5</td><td>655 1.40</td></tr></tbody></table>Luminous flux luminaire 1770 lm</div>	E(lx)	D(m)	h(m)	16°	1	16385 0.28	2	4096 0.56	3	1821 0.84	4	1024 1.12	5	655 1.40
E(lx)	D(m)																						
h(m)	16°																						
1	16385 0.28																						
2	4096 0.56																						
3	1821 0.84																						
4	1024 1.12																						
5	655 1.40																						
3000	90	2115	1816	22.5	28°	03.8075	<div><div></div> 40 = White</div> <div><div></div> 14 = Black</div>	A Dimmable on Board A1V = 0-10V, 10% Dimming ADA = DALI, 10% Dimming	<div><table><thead><tr><th>E(lx)</th><th>D(m)</th></tr></thead><tbody><tr><td>h(m)</td><td>28°</td></tr><tr><td>1</td><td>8395 0.50</td></tr><tr><td>2</td><td>2099 1.00</td></tr><tr><td>3</td><td>933 1.50</td></tr><tr><td>4</td><td>525 2.00</td></tr><tr><td>5</td><td>336 2.50</td></tr></tbody></table>Luminous flux luminaire 1816 lm</div>	E(lx)	D(m)	h(m)	28°	1	8395 0.50	2	2099 1.00	3	933 1.50	4	525 2.00	5	336 2.50
E(lx)	D(m)																						
h(m)	28°																						
1	8395 0.50																						
2	2099 1.00																						
3	933 1.50																						
4	525 2.00																						
5	336 2.50																						
2700	90	2000	1717	22.5	28°	03.8074	<div><div></div> 05 = Chrome</div>	B Dimmable on Board B1V = 0-10V, 10% Dimming BDA = DALI, 10% Dimming	<div><table><thead><tr><th>E(lx)</th><th>D(m)</th></tr></thead><tbody><tr><td>h(m)</td><td>28°</td></tr><tr><td>1</td><td>7938 0.50</td></tr><tr><td>2</td><td>1984 1.00</td></tr><tr><td>3</td><td>882 1.50</td></tr><tr><td>4</td><td>496 2.00</td></tr><tr><td>5</td><td>318 2.50</td></tr></tbody></table>Luminous flux luminaire 1717 lm</div>	E(lx)	D(m)	h(m)	28°	1	7938 0.50	2	1984 1.00	3	882 1.50	4	496 2.00	5	318 2.50
E(lx)	D(m)																						
h(m)	28°																						
1	7938 0.50																						
2	1984 1.00																						
3	882 1.50																						
4	496 2.00																						
5	318 2.50																						
3000	90	2115	1838	22.5	40°	03.8077	<div><div></div> 40 = White</div> <div><div></div> 14 = Black</div>	A Dimmable on Board A1V = 0-10V, 10% Dimming ADA = DALI, 10% Dimming	<div><table><thead><tr><th>E(lx)</th><th>D(m)</th></tr></thead><tbody><tr><td>h(m)</td><td>40°</td></tr><tr><td>1</td><td>4656 0.73</td></tr><tr><td>2</td><td>1164 1.46</td></tr><tr><td>3</td><td>517 2.18</td></tr><tr><td>4</td><td>291 2.91</td></tr><tr><td>5</td><td>186 3.64</td></tr></tbody></table>Luminous flux luminaire 1838 lm</div>	E(lx)	D(m)	h(m)	40°	1	4656 0.73	2	1164 1.46	3	517 2.18	4	291 2.91	5	186 3.64
E(lx)	D(m)																						
h(m)	40°																						
1	4656 0.73																						
2	1164 1.46																						
3	517 2.18																						
4	291 2.91																						
5	186 3.64																						
2700	90	2000	1738	22.5	40°	03.8076	<div><div></div> 05 = Chrome</div>	B Dimmable on Board B1V = 0-10V, 10% Dimming BDA = DALI, 10% Dimming	<div><table><thead><tr><th>E(lx)</th><th>D(m)</th></tr></thead><tbody><tr><td>h(m)</td><td>40°</td></tr><tr><td>1</td><td>4402 0.73</td></tr><tr><td>2</td><td>1101 1.46</td></tr><tr><td>3</td><td>489 2.18</td></tr><tr><td>4</td><td>275 2.91</td></tr><tr><td>5</td><td>176 3.64</td></tr></tbody></table>Luminous flux luminaire 1738 lm</div>	E(lx)	D(m)	h(m)	40°	1	4402 0.73	2	1101 1.46	3	489 2.18	4	275 2.91	5	176 3.64
E(lx)	D(m)																						
h(m)	40°																						
1	4402 0.73																						
2	1101 1.46																						
3	489 2.18																						
4	275 2.91																						
5	176 3.64																						

The Tracking Magnet EVO Suspension Down

High-tech LED lighting system for interior architecture

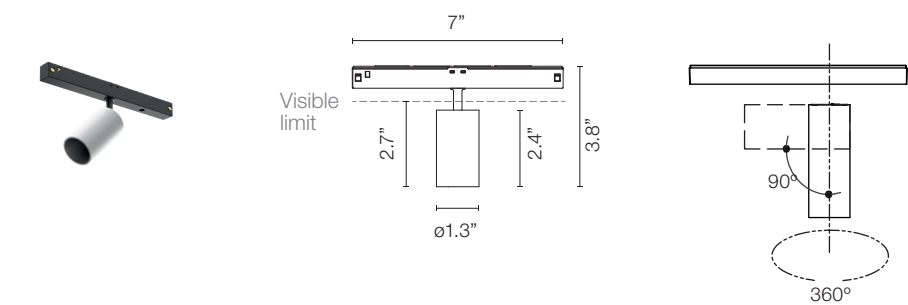
Optional Accessories Spot 150

Cross Baffle	Elliptical Lens	Flood Lens
Part Number: 08.8429.00	Part Number: 08.8431.00	Part Number: 08.8432.00
		
Honeycomb	Snoot shielding cone	
Part Number: 08.8428.00	Part Number: 08.0526.00	
		

The Tracking Magnet EVO Suspension Down

High-tech LED lighting system for interior architecture

Light Shadow Spot 30



CCT	CRI	Initial Lumens	Delivered Lumens	Watts	Beam Spread	Part Number	Finish	Dimming Protocol
3000	90	263	214	4.5	10°	05.9005	40 = White 14 = Black ER = Brushed Steel ES = Brushed Bronze EQ = Brushed Copper	Dimmable on Board 1V = 0-10V, 10% Dimming CB = Dimmable Casambi DA = DALI, 10% Dimming
2700	90	257	209	4.5	10°	05.9000		
3000	90	263	205	4.5	22°	05.9006	40 = White 14 = Black ER = Brushed Steel ES = Brushed Bronze EQ = Brushed Copper	Dimmable on Board 1V = 0-10V, 10% Dimming CB = Dimmable Casambi DA = DALI, 10% Dimming
2700	90	257	201	4.5	22°	05.9001		
3000	90	263	204	4.5	33°	05.9007	40 = White 14 = Black ER = Brushed Steel ES = Brushed Bronze EQ = Brushed Copper	Dimmable on Board 1V = 0-10V, 10% Dimming CB = Dimmable Casambi DA = DALI, 10% Dimming
2700	90	257	200	4.5	33°	05.9002		
3000	90	263	214	4.5	46°	05.9008	40 = White 14 = Black ER = Brushed Steel ES = Brushed Bronze EQ = Brushed Copper	Dimmable on Board 1V = 0-10V, 10% Dimming CB = Dimmable Casambi DA = DALI, 10% Dimming
2700	90	257	209	4.5	46°	05.9003		

The Tracking Magnet EVO Suspension Down

High-tech LED lighting system for interior architecture

Photometric Light Shadow Spot 30

Spot 10°

2700K

Beam Angle: 10°

h(m)	E(lx)	D(m)
1	3772	0.18
2	943	0.36
3	419	0.54
4	236	0.72
5	151	0.90

3772 cd

Luminous flux luminaire 209 lm

3000K

Beam Angle: 10°

h(m)	E(lx)	D(m)
1	3862	0.18
2	966	0.36
3	429	0.54
4	241	0.72
5	154	0.90

3862 cd

Luminous flux luminaire 214 lm

Medium 22°

2700K

Beam Angle: 22°

h(m)	E(lx)	D(m)
1	1374	0.39
2	344	0.78
3	153	1.17
4	86	1.56
5	55	1.95

1374 cd

Luminous flux luminaire 201 lm

3000K

Beam Angle: 22°

h(m)	E(lx)	D(m)
1	1402	0.39
2	350	0.78
3	156	1.17
4	88	1.56
5	56	1.95

1402 cd

Luminous flux luminaire 205 lm

Flood 33°

2700K

Beam Angle: 33°

h(m)	E(lx)	D(m)
1	625	0.60
2	156	1.19
3	69	1.79
4	39	2.39
5	25	2.99

626 cd

Luminous flux luminaire 200 lm

3000K

Beam Angle: 33°

h(m)	E(lx)	D(m)
1	638	0.60
2	159	1.19
3	71	1.79
4	40	2.39
5	26	2.99

638 cd

Luminous flux luminaire 204 lm

Wide Flood 46°

2700K

Beam Angle: 46°

h(m)	E(lx)	D(m)
1	396	0.84
2	99	1.69
3	44	2.53
4	25	3.38
5	16	4.22

396 cd

Luminous flux luminaire 209 lm

3000K

Beam Angle: 46°

h(m)	E(lx)	D(m)
1	406	0.84
2	101	1.69
3	45	2.53
4	25	3.38
5	16	4.22

406 cd

Luminous flux luminaire 214 lm

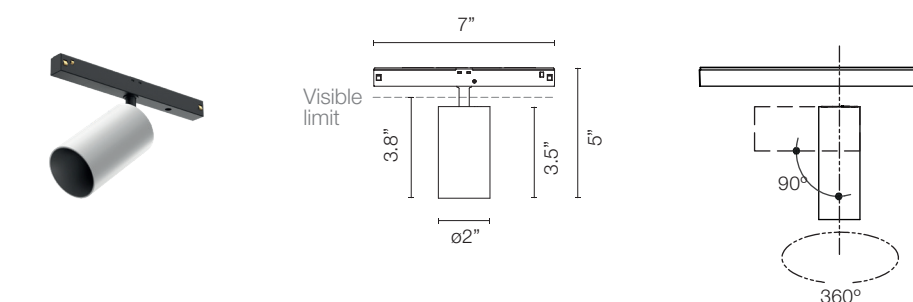
Optional Accessories Light Shadow Spot 30

<p>Honeycomb</p> <p>Part Number:</p> <p>08.0790.00</p>	<p>Dicroic CCT Filter</p> <p>INCREASE</p> <p>2700K >> 3125±75K</p> <p>3000K >> 3600±75K</p> <p>Part Number:</p> <p>08.0791.00</p>	<p>Dicroic CCT Filter</p> <p>DECREASE</p> <p>2700K >> 2450±75K</p> <p>3000K >> 2700±75K</p> <p>Part Number:</p> <p>08.0792.00</p>
--	---	---

The Tracking Magnet EVO Suspension Down

High-tech LED lighting system for interior architecture

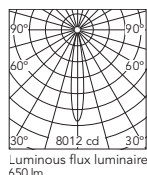
Light Shadow Spot 45



CCT	CRI	Initial Lumens	Delivered Lumens	Watts	Beam Spread	Part Number	Finish	Dimming Protocol
3000	90	844	686	10.5	15°	05.9035	<div>40 = White</div> <div>14 = Black</div> <div>ER = Brushed Steel</div> <div>ES = Brushed Bronze</div> <div>EQ = Brushed Copper</div>	Dimmable on Board 1V = 0-10V, 10% Dimming CB = Dimmable Casambi DA = DALI, 10% Dimming
2700	90	799	650	10.5	15°	05.9030		
3000	90	844	682	10.5	21°	05.9036	<div>40 = White</div> <div>14 = Black</div> <div>ER = Brushed Steel</div> <div>ES = Brushed Bronze</div> <div>EQ = Brushed Copper</div>	Dimmable on Board 1V = 0-10V, 10% Dimming CB = Dimmable Casambi DA = DALI, 10% Dimming
2700	90	799	645	10.5	21°	05.9031		
3000	90	844	682	10.5	31°	05.9037	<div>40 = White</div> <div>14 = Black</div> <div>ER = Brushed Steel</div> <div>ES = Brushed Bronze</div> <div>EQ = Brushed Copper</div>	Dimmable on Board 1V = 0-10V, 10% Dimming CB = Dimmable Casambi DA = DALI, 10% Dimming
2700	90	799	646	10.5	31°	05.9032		

Photometric Light Shadow Spot 45

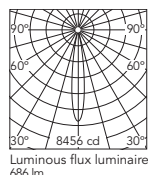
Spot 15° 2700K



Beam Angle: 15°

h(m)	E(lx)	D(m)
1	8012	0.27
2	2003	0.54
3	890	0.80
4	501	1.07
5	320	1.34

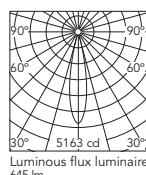
3000K



Beam Angle: 15°

h(m)	E(lx)	D(m)
1	8456	0.27
2	2114	0.54
3	940	0.80
4	528	1.07
5	338	1.34

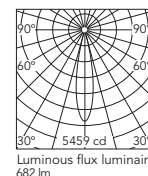
Medium 21° 2700K



Beam Angle: 21°

h(m)	E(lx)	D(m)
1	5163	0.36
2	1291	0.73
3	574	1.09
4	323	1.46
5	207	1.82

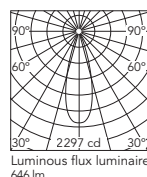
3000K



Beam Angle: 21°

h(m)	E(lx)	D(m)
1	5459	0.36
2	1365	0.73
3	607	1.09
4	341	1.46
5	218	1.82

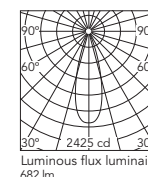
Flood 31° 2700K



Beam Angle: 31°

h(m)	E(lx)	D(m)
1	2296	0.56
2	574	1.11
3	255	1.67
4	144	2.22
5	92	2.78

3000K



Beam Angle: 31°

h(m)	E(lx)	D(m)
1	2424	0.56
2	606	1.11
3	269	1.67
4	152	2.22
5	97	2.78

The Tracking Magnet EVO Suspension Down

High-tech LED lighting system for interior architecture

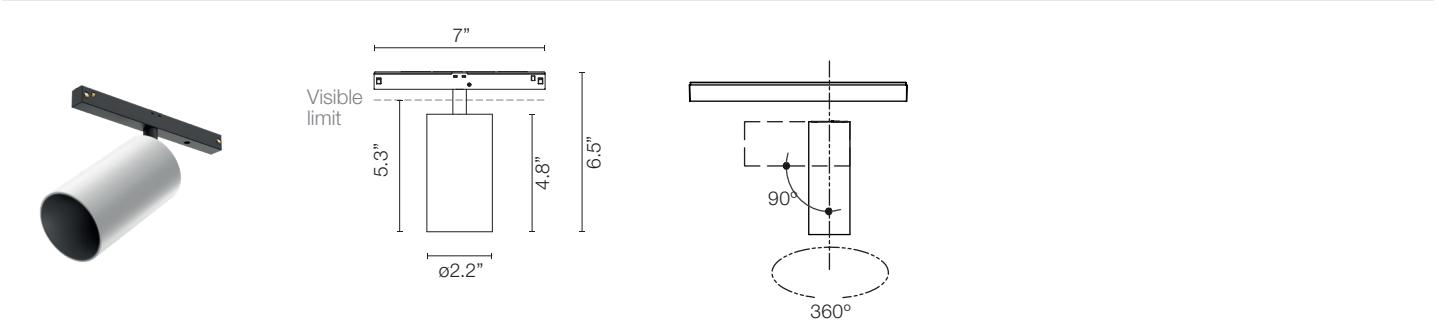
Optional Accessories Light Shadow Spot 45

Honeycomb	Dicroic CCT Filter INCREASE 2700K >> 3125±75K 3000K >> 3600±75K	Dicroic CCT Filter DECREASE 2700K >> 2450±75K 3000K >> 2700±75K
Part Number: 08.0793.00	Part Number: 08.0794.00	Part Number: 08.0795.00
		

The Tracking Magnet EVO Suspension Down

High-tech LED lighting system for interior architecture

Light Shadow Spot 60



CCT	CRI	Initial Lumens	Delivered Lumens	Watts	Beam Spread	Part Number	Finish	Dimming Protocol
3000	90	844	808	10	9°	05.9065	<div> <div>40 = White</div> <div>14 = Black</div> <div>ER = Brushed Steel</div> <div>ES = Brushed Bronze</div> <div>EQ = Brushed Copper</div> </div>	Dimmable on Board 1V = 0-10V, 10% Dimming CB = Dimmable Casambi DA = DALI, 10% Dimming
2700	90	799	765	10	9°	05.9060		
3000	90	1751	1375	20	15°	05.9066	<div> <div>40 = White</div> <div>14 = Black</div> <div>ER = Brushed Steel</div> <div>ES = Brushed Bronze</div> <div>EQ = Brushed Copper</div> </div>	Dimmable on Board 1V = 0-10V, 10% Dimming CB = Dimmable Casambi DA = DALI, 10% Dimming
2700	90	1593	1251	20	15°	05.9061		
3000	90	1751	1427	20	26°	05.9067	<div> <div>40 = White</div> <div>14 = Black</div> <div>ER = Brushed Steel</div> <div>ES = Brushed Bronze</div> <div>EQ = Brushed Copper</div> </div>	Dimmable on Board 1V = 0-10V, 10% Dimming CB = Dimmable Casambi DA = DALI, 10% Dimming
2700	90	1593	1298	20	26°	05.9062		
3000	90	1751	1431	20	33°	05.9068	<div> <div>40 = White</div> <div>14 = Black</div> <div>ER = Brushed Steel</div> <div>ES = Brushed Bronze</div> <div>EQ = Brushed Copper</div> </div>	Dimmable on Board 1V = 0-10V, 10% Dimming CB = Dimmable Casambi DA = DALI, 10% Dimming
2700	90	1593	1304	20	33°	05.9063		
3000	90	1751	1390	20	43°	05.9069	<div> <div>40 = White</div> <div>14 = Black</div> <div>ER = Brushed Steel</div> <div>ES = Brushed Bronze</div> <div>EQ = Brushed Copper</div> </div>	Dimmable on Board 1V = 0-10V, 10% Dimming CB = Dimmable Casambi DA = DALI, 10% Dimming
2700	90	1593	1268	20	43°	05.9064		

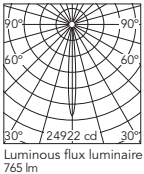
The Tracking Magnet EVO Suspension Down

High-tech LED lighting system for interior architecture

Photometric Light Shadow Spot 60

Super Spot 9°

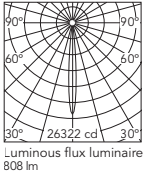
2700K



Beam Angle: 9°

h(m)	E(lx)	D(m)
1	24922	0.16
2	6230	0.32
3	2769	0.48
4	1558	0.64
5	997	0.80

3000K

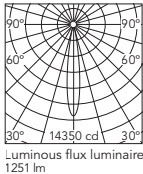


Beam Angle: 9°

h(m)	E(lx)	D(m)
1	26322	0.16
2	6581	0.32
3	2925	0.48
4	1645	0.64
5	1053	0.80

Spot 15°


2700K



Beam Angle: 15°

h(m)	E(lx)	D(m)
1	14350	0.27
2	3587	0.54
3	1594	0.81
4	897	1.09
5	574	1.36

3000K

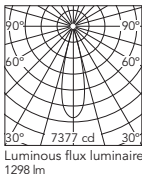


Beam Angle: 15°

h(m)	E(lx)	D(m)
1	15772	0.27
2	3943	0.54
3	1752	0.81
4	986	1.09
5	631	1.36

Medium 26°

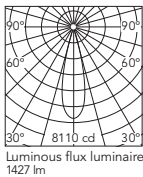
2700K



Beam Angle: 26°

h(m)	E(lx)	D(m)
1	7377	0.45
2	1844	0.91
3	820	1.36
4	461	1.82
5	295	2.27

3000K

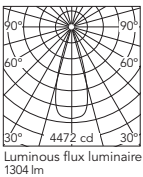


Beam Angle: 26°

h(m)	E(lx)	D(m)
1	8110	0.45
2	2027	0.91
3	901	1.36
4	507	1.82
5	324	2.27

Flood 33°

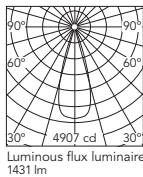
2700K



Beam Angle: 33°

h(m)	E(lx)	D(m)
1	4472	0.60
2	1118	1.20
3	497	1.80
4	279	2.40
5	179	3.00

3000K

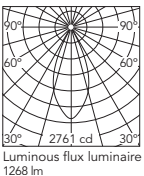


Beam Angle: 33°

h(m)	E(lx)	D(m)
1	4907	0.60
2	1227	1.20
3	545	1.80
4	307	2.40
5	196	3.00

Wide Flood 43°

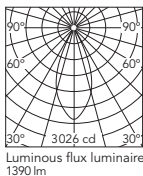
2700K



Beam Angle: 43°

h(m)	E(lx)	D(m)
1	2761	0.79
2	690	1.59
3	307	2.38
4	173	3.17
5	110	3.97

3000K









Beam Angle: 43°

h(m)	E(lx)	D(m)
1	3026	0.79
2	757	1.59
3	336	2.38
4	189	3.17
5	121	3.97

The Tracking Magnet EVO Suspension Down

High-tech LED lighting system for interior architecture

Optional Accessories Light Shadow Spot 60

Honeycomb Super Spot		Honeycomb Spot / Medium / Flood / Wide Flood	
Part Number:		Part Number:	
08.0175.14		08.0176.14	
			
INCREASE		INCREASE	
Dicroic Super Spot	2700K >> 3125±75K 3000K >> 3600±75K	Dicroic Spot / Medium / Flood / Wide Flood	2700K >> 3125±75K 3000K >> 3600±75K
Part Number:		Part Number:	
08.0796.00		08.0798.00	
			
DECREASE		DECREASE	
Dicroic Super Spot	2700K >> 2450±75K 3000K >> 2700±75K	Dicroic Spot / Medium / Flood / Wide Flood	2700K >> 2450±75K 3000K >> 2700±75K
Part Number:		Part Number:	
08.0797.00		08.0799.00	
			

The Tracking Magnet EVO Suspension Down

High-tech LED lighting system for interior architecture

Light Strip

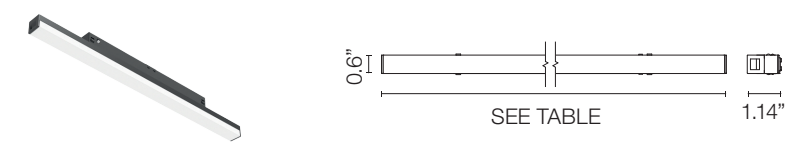


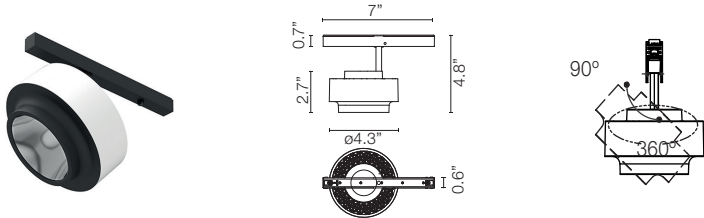
Table with 9 columns: Length, CRI, CCT, Initial Lumens, Delivered Lumens, Watts, Part Number, Finish, Dimming Protocol. It lists five models with lengths from 11.8" to 59".

Table with 9 columns: Length, CRI, CCT, Initial Lumens, Delivered Lumens, Watts, Part Number, Finish, Dimming Protocol. It lists five models with lengths from 11.8" to 59".

The Tracking Magnet EVO Suspension Down

High-tech LED lighting system for interior architecture

Anthony Spot Track



CCT	CRI	Initial Lumens	Delivered Lumens	Watts	Beam Spread	Part Number	Finish	Dimming Protocol	Photometric
3000	90	1730	1425	17.6	15°	03.8027	40 = White 14 = Black 05 = Chrome	A Dimmable on Board A1V = 0-10V, 10% Dimming ADA = DALI, 10% Dimming	<div><div><div></div><div>90°</div><div>60°</div><div>30°</div><div>14285 cd</div><div>30°</div><div>60°</div><div>90°</div></div><div>Luminous flux luminaire 1425 lm</div></div> <div><div>Beam Angle: 15°</div><div><div>h(m)</div><div>E(lx)</div><div>D(m)</div></div><div><div>1</div><div>14285</div><div>0.27</div></div><div><div>2</div><div>3571</div><div>0.54</div></div><div><div>3</div><div>1587</div><div>0.81</div></div><div><div>4</div><div>893</div><div>1.07</div></div><div><div>5</div><div>571</div><div>1.34</div></div></div>
2700	90	1620	1241	17.6	15°	03.8025			<div><div><div></div><div>90°</div><div>60°</div><div>30°</div><div>12442 cd</div><div>30°</div><div>60°</div><div>90°</div></div><div>Luminous flux luminaire 1241 lm</div></div> <div><div>Beam Angle: 15°</div><div><div>h(m)</div><div>E(lx)</div><div>D(m)</div></div><div><div>1</div><div>12442</div><div>0.27</div></div><div><div>2</div><div>3110</div><div>0.54</div></div><div><div>3</div><div>1382</div><div>0.81</div></div><div><div>4</div><div>778</div><div>1.07</div></div><div><div>5</div><div>498</div><div>1.34</div></div></div>
3000	90	1730	1426	17.6	32°	03.8028		B Dimmable on Board B1V = 0-10V, 10% Dimming BDA = DALI, 10% Dimming	<div><div><div></div><div>90°</div><div>60°</div><div>30°</div><div>5799 cd</div><div>30°</div><div>60°</div><div>90°</div></div><div>Luminous flux luminaire 1399 lm</div></div> <div><div>Beam Angle: 28°</div><div><div>h(m)</div><div>E(lx)</div><div>D(m)</div></div><div><div>1</div><div>5799</div><div>0.49</div></div><div><div>2</div><div>1450</div><div>0.98</div></div><div><div>3</div><div>644</div><div>1.47</div></div><div><div>4</div><div>362</div><div>1.97</div></div><div><div>5</div><div>232</div><div>2.46</div></div></div>
2700	90	1620	1242	17.6	32°	03.8026			<div><div><div></div><div>90°</div><div>60°</div><div>30°</div><div>5145 cd</div><div>30°</div><div>60°</div><div>90°</div></div><div>Luminous flux luminaire 1242 lm</div></div> <div><div>Beam Angle: 28°</div><div><div>h(m)</div><div>E(lx)</div><div>D(m)</div></div><div><div>1</div><div>5145</div><div>0.49</div></div><div><div>2</div><div>1286</div><div>0.98</div></div><div><div>3</div><div>572</div><div>1.47</div></div><div><div>4</div><div>322</div><div>1.97</div></div><div><div>5</div><div>206</div><div>2.46</div></div></div>

The Tracking Magnet EVO Suspension Down

High-tech LED lighting system for interior architecture

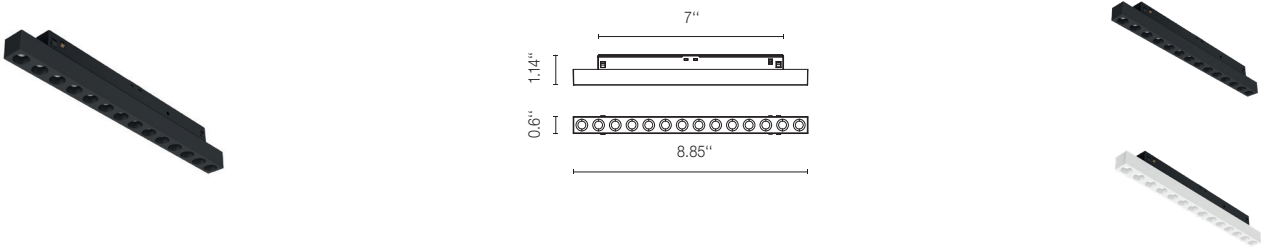
Optional Accessories Anthony Spot

Honeycomb	Elliptical Lens	Flood Lens (28° Anthony Fixture + Flood Lens = 35°)
Part Number: 08.8419.14A	Part Number: 08.8418.68A	Part Number: 08.0050.00
		

The Tracking Magnet EVO Suspension Down

High-tech LED lighting system for interior architecture

Multi Spot Mini How to Specify ex. 05.3550.14 / 05.3550.14.CB / 05.3550.14.DA / 05.3550.14.1V

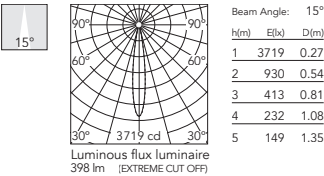


CCT	CRI	Initial Lumens	Delivered Lumens	Watts	Beam Spread	Part Number	Finish	Dimming Protocol
2700	90	654.12	398	7.5	15°	05.3550	<div> <div></div> 40 = White <div></div> 14 = Black </div>	Dimmable on Board 1V = 1-10V, 10% Dimming CB = Dimmable Casambi DA = DALI, 10% Dimming
2700	90	654.12	424	7.5	20°	05.3552		
2700	90	654.12	391	7.5	32°	05.3554		
3000	90	665.41	405	7.5	15°	05.3551	<div> <div></div> 40 = White <div></div> 14 = Black </div>	Dimmable on Board 1V = 1-10V, 10% Dimming CB = Dimmable Casambi DA = DALI, 10% Dimming
3000	90	665.41	431	7.5	20°	05.3553		
3000	90	665.41	397	7.5	32°	05.3555		

Photometric

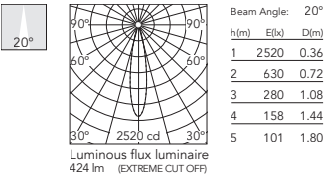
Spot 15°

2700 K



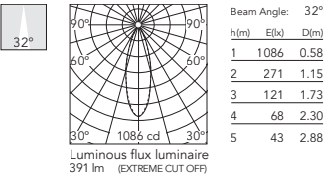
Medium 20°

2700 K

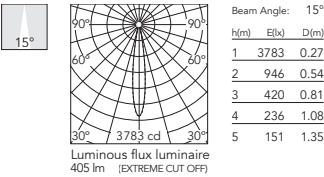


Flood 32°

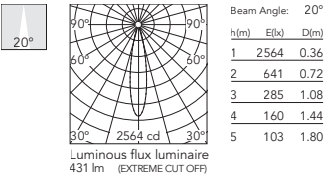
2700 K



3000 K



3000 K



3000 K

